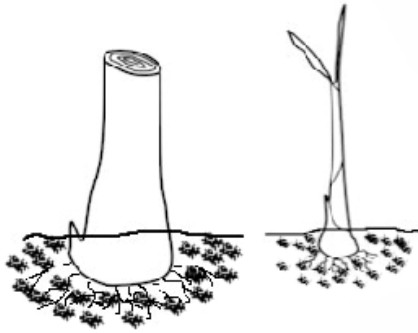
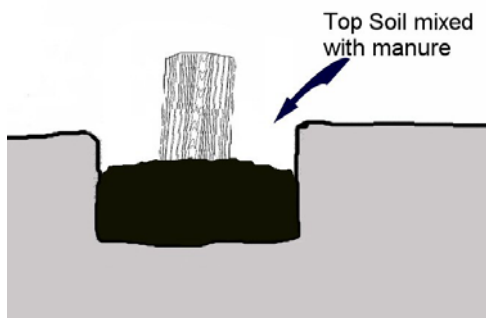


Alternatively, sprinkle 50 grams of TSP (Triple Super Phosphate) fertilizer \* into the planting hole and cover with some soil just before placing in the planting material (sucker, corm or tissue culture: refer to GROWING MATOOKE IN UGANDA 2 / Preparation of Planting Material).



To plant, place the planting material (*Vitro plant* plantlet, sucker or corm) upright in the hole. Return the top soil in which manure a/o fertilizer was mixed) into the hole to surround the planting material. Put the soil to completely cover the corm but not the stem as shown in figure above..

**Do not put the corm too deep as this will slow down root development.**



\*

Other fertilizers are best applied after the plant has well-developed roots to pick up the nutrients it contains.



## GROWING MATOOKE in UGANDA



For more information please contact APEP  
(Agricultural Productivity Enhancement Program)

### AGRIBUSINESS HOUSE

58 Lumumba Avenue, Nakasero



PO BOX 7856, Kampala, UGANDA

031 350700

031 350701

[www.apepuganda.org](http://www.apepuganda.org)



## LAND PREPARATION, SPACING and PLANTING



## LAND PREPARATION

### Bush clearing

Slash grass (or cut down shrubs) and leave green material to rot in the same field. Alternatively spray the short grass or shrubs with chemical herbicide. If contact herbicide is used ploughing can be done two days after spraying. If *ROUNDUP®* (for grass weeds) is used, ploughing should be done at least two weeks but better 1 month after spraying.

**Do not burn the trash, this destroys useful organic matters**




### Ploughing

Carry out one disc plough followed by one or two harrowing to provide a good seedbed for the banana plantation. Allow weeds to grow between each cultivation/ploughing so that they are killed during each subsequent cultivation.

If not mechanized, generally two deep hand ploughings are sufficient to provide a good seedbed for the banana plantation.



## SPACING



The recommended spacing is 3mx3m, which is equivalent to 10ftx10ft between plants and between rows, as shown above.

In case coffee is to be intercropped then the first crop (banana or coffee) to be planted should be spaced at 6mx6m (20ftx20ft) apart.

Appropriate spacing is essential to allow maximum amount of sunlight and to suppress weed growth. Have the plot in a regular shape by putting holes in straight rows and columns. Allow access roads or paths to make work (especially harvesting) in the plantation easier.

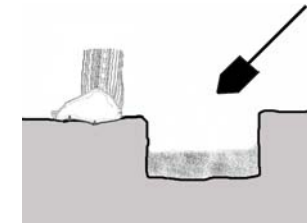


## PLANTING

### Planting time

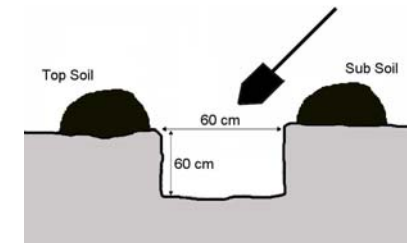
Planting should be done at the beginning of the rain season because banana suckers need 4-6 months of growth without water stress. Generally rains in Uganda begin in March/April and September/October, so these are the ideal months for planting.

### Hole preparation and planting



Dig a hole of 60cm deep and 60cm wide (2ftx2ft). Making a bigger hole (than described above) costs more energy for no extra benefit.

While making the hole, separate the top soil from the bottom soil as you heap it on the soil surface, as follow:



A few days before planting mix the top soil with old manure (20-40Kg of kraal or compost manure).

